

---

# **E-Crane<sup>®</sup> Capacity Charts**

## **700 Series**

---

Model 4198

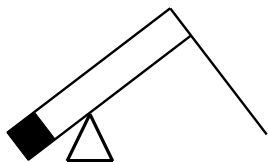
Model 4208

Model 4248

**Model 4264**

Model 6317





E-Crane® Capacity Charts  
700 Series  
Model 4264

# CONTENTS

<b>DUTY CYCLE OPERATION</b> .....	<b>3</b>
Load Chart (USton/ft) .....	3
Load Chart (Mton/m) .....	5
<b>LIFT CRANE OPERATION</b> .....	<b>7</b>
Load Chart (USton/ft) .....	7
Load Chart (Mton/m) .....	9
<b>ISO10567 RATINGS</b> .....	<b>11</b>
Load Chart (USton/ft) .....	11
Load Chart (Mton/m) .....	13
<b>SPECIFICATIONS</b> .....	<b>15</b>

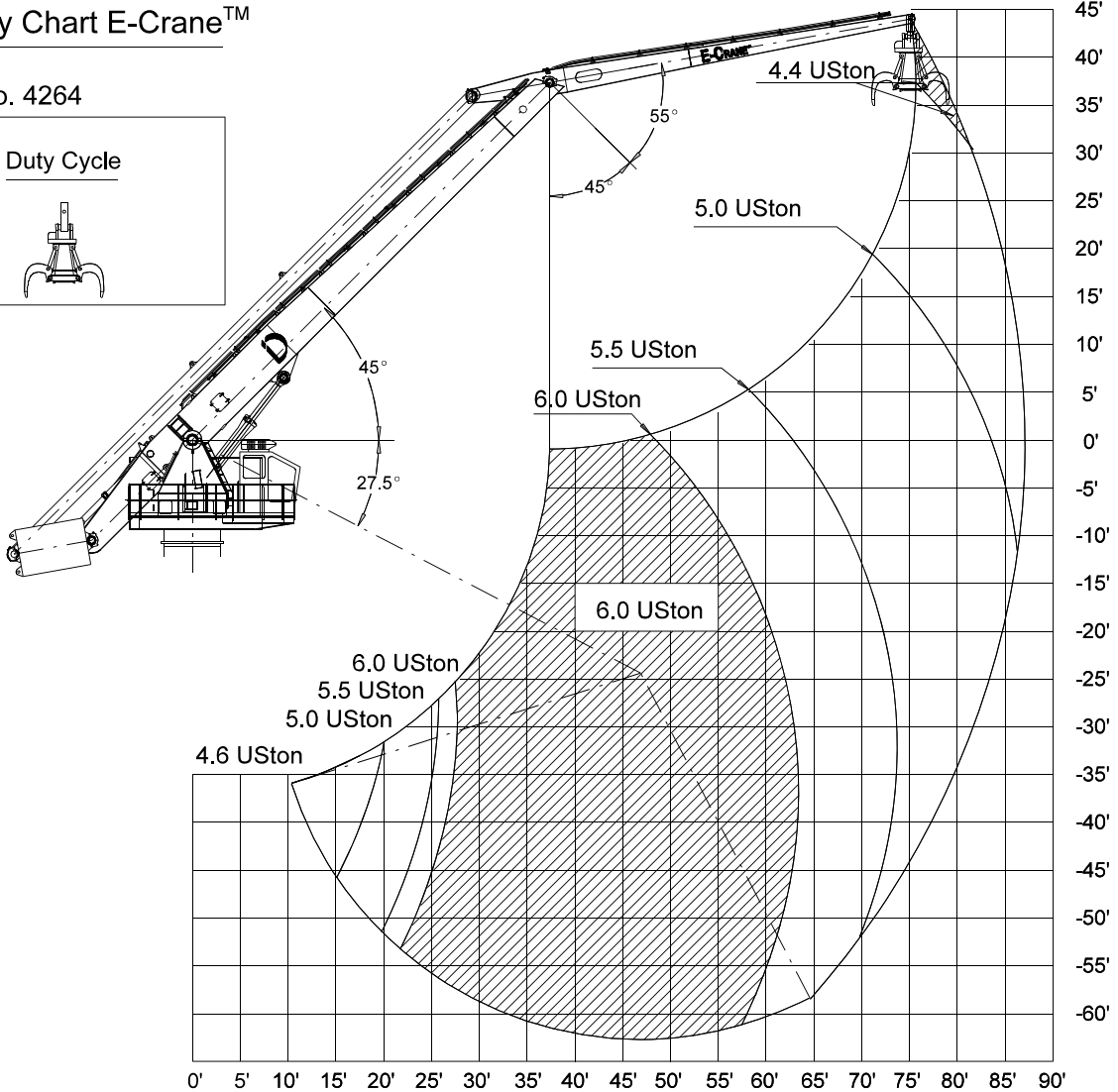
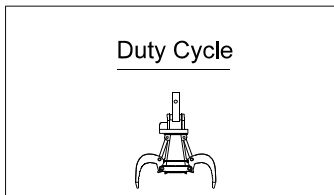


**DUTY CYCLE OPERATION**

**Load Chart (USton/ft)**

Capacity Chart E-Crane™

Model No. 4264



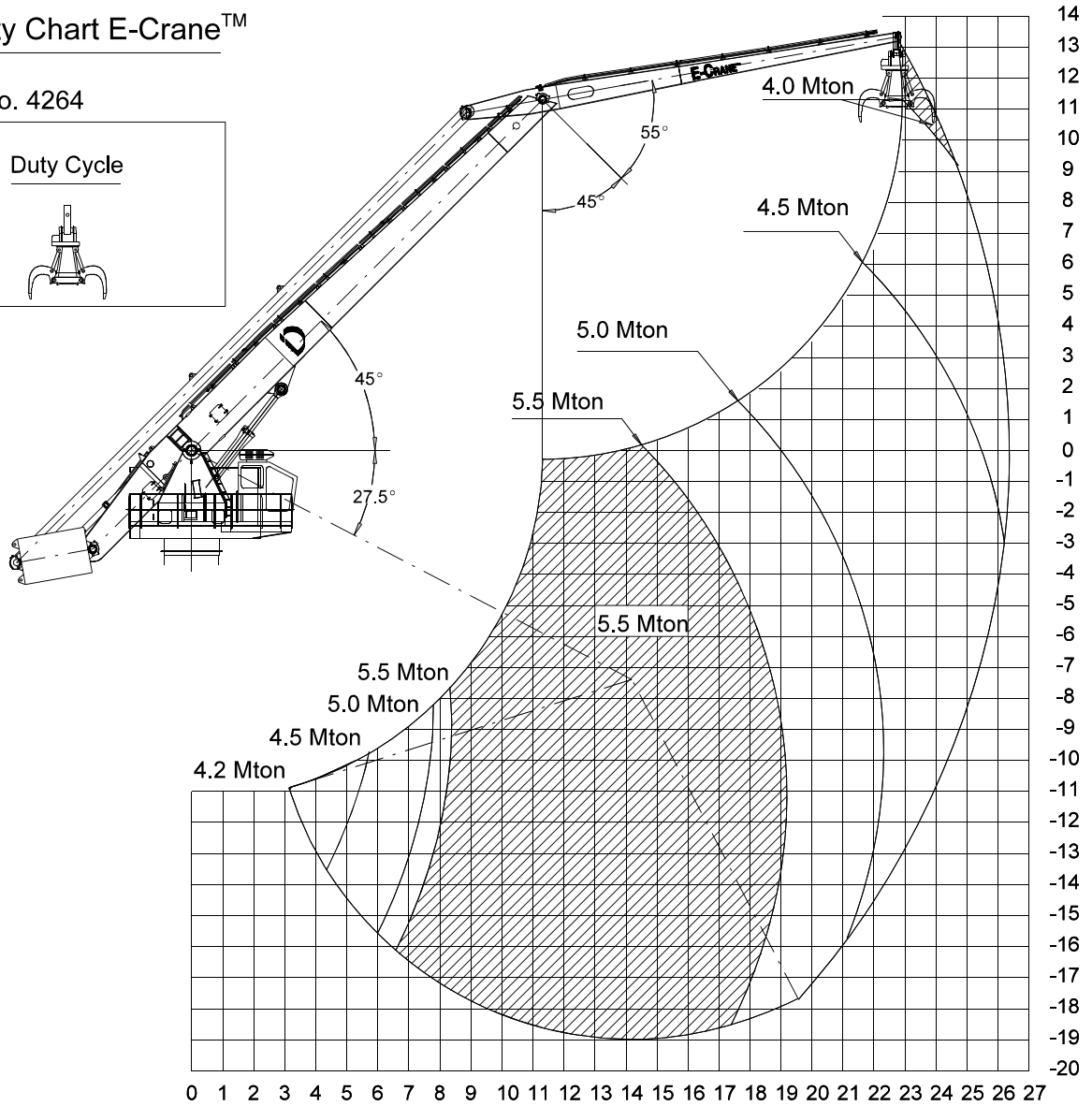
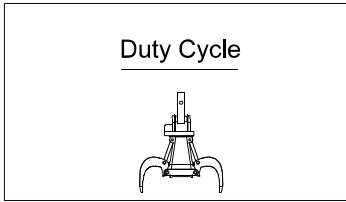
docnr.:ALI2002-041



**Load Chart (Mton/m)**

**Capacity Chart E-Crane<sup>™</sup>**

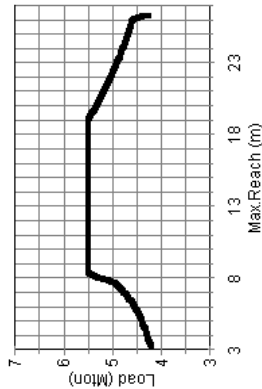
Model No. 4264



Docnr.:ALI2002-042

**CAPACITY CHART (Mton) / Duty Cycle Operation  
E-Crane 4264**

HEIGHT Relative to BOOM- PIN (m)	REACH (m)																							
	4	5	6	7	8	9	10	11	12	13	14	15	16	17	18	19	20	21	22	23	24	25	26	
12																								4,00
11																								4,00
10																								4,02 4,00
9																								4,06 4,02
8																								4,12 4,05 4,01
7																								4,21 4,11 4,04
6																								4,45 4,31 4,18 4,09
5																								4,57 4,41 4,28 4,14
4																								4,66 4,63 4,57 4,38 4,23 4,09
3																								4,76 4,70 4,64 4,62 4,49 4,31 4,14
2																								4,88 4,81 4,74 4,68 4,63 4,62 4,41 4,21
1																								4,88 4,94 4,86 4,79 4,73 4,67 4,63 4,49 4,28
0																								4,76 4,70 4,64 4,62 4,49 4,31 4,14
-1																								4,88 4,81 4,74 4,68 4,63 4,62 4,41 4,21
-2																								4,88 4,94 4,86 4,79 4,73 4,67 4,63 4,49 4,28
-3																								4,76 4,70 4,64 4,62 4,49 4,31 4,14
-4																								4,88 4,81 4,74 4,68 4,63 4,62 4,41 4,21
-5																								4,88 4,94 4,86 4,79 4,73 4,67 4,63 4,49 4,28
-6																								4,76 4,70 4,64 4,62 4,49 4,31 4,14
-7																								4,88 4,81 4,74 4,68 4,63 4,62 4,41 4,21
-8																								4,88 4,94 4,86 4,79 4,73 4,67 4,63 4,49 4,28
-9																								4,76 4,70 4,64 4,62 4,49 4,31 4,14
-10																								4,88 4,81 4,74 4,68 4,63 4,62 4,41 4,21
-11																								4,88 4,94 4,86 4,79 4,73 4,67 4,63 4,49 4,28
-12																								4,76 4,70 4,64 4,62 4,49 4,31 4,14
-13																								4,88 4,81 4,74 4,68 4,63 4,62 4,41 4,21
-14																								4,88 4,94 4,86 4,79 4,73 4,67 4,63 4,49 4,28
-15																								4,76 4,70 4,64 4,62 4,49 4,31 4,14
-16																								4,88 4,81 4,74 4,68 4,63 4,62 4,41 4,21
-17																								4,88 4,94 4,86 4,79 4,73 4,67 4,63 4,49 4,28
-18																								4,76 4,70 4,64 4,62 4,49 4,31 4,14

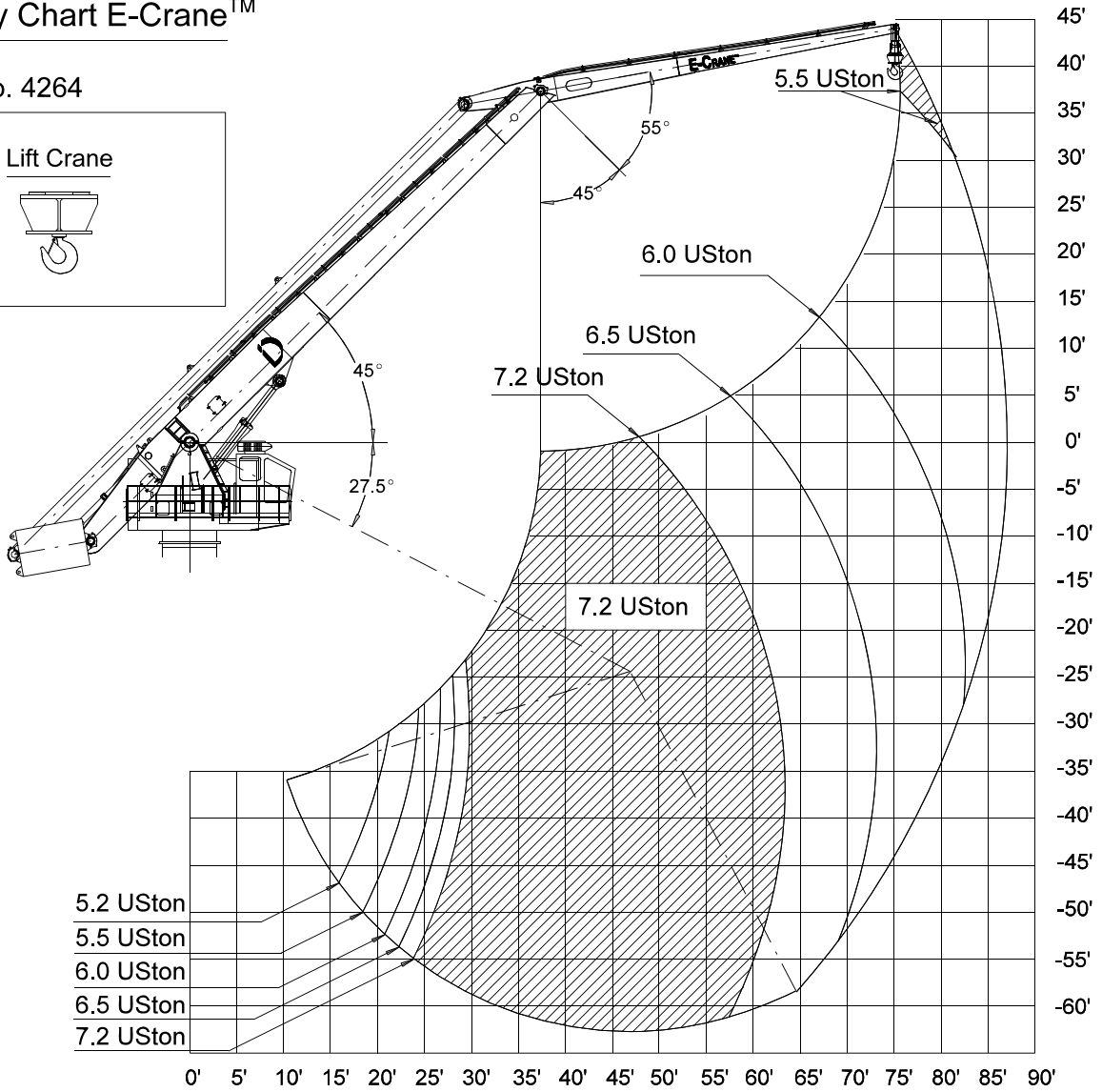
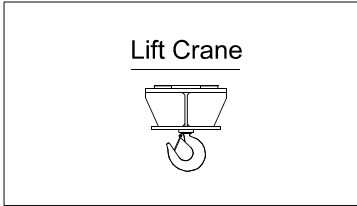


**LIFT CRANE OPERATION**

**Load Chart (USton/ft)**

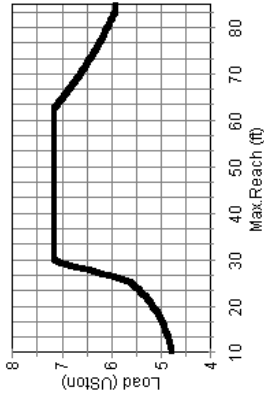
**Capacity Chart E-Crane<sup>™</sup>**

Model No. 4264



Docnr.:AL12002-043

CAPACITY CHART (USton) / Lift Crane Operation E-Crane 4264		REACH (ft)																										
		12	15	18	21	24	27	30	33	36	39	42	45	48	51	54	57	60	63	66	69	72	75	78	81	84		
HEIGHT Relative to BOOM- PIN (ft)	36																											
	33																											
	30																											
	27																											
	24																											
	21																											
	18																											
	15																											
	12																											
	9																											
	6																											
	3																											
	0																											
	-3																											
	-6																											
	-9																											
	-12																											
-15																												
-18																												
-21																												
-24																												
-27																												
-30																												
-33																												
-36																												
-39																												
-42																												
-45																												
-48																												
-51																												
-54																												
-57																												
-60																												

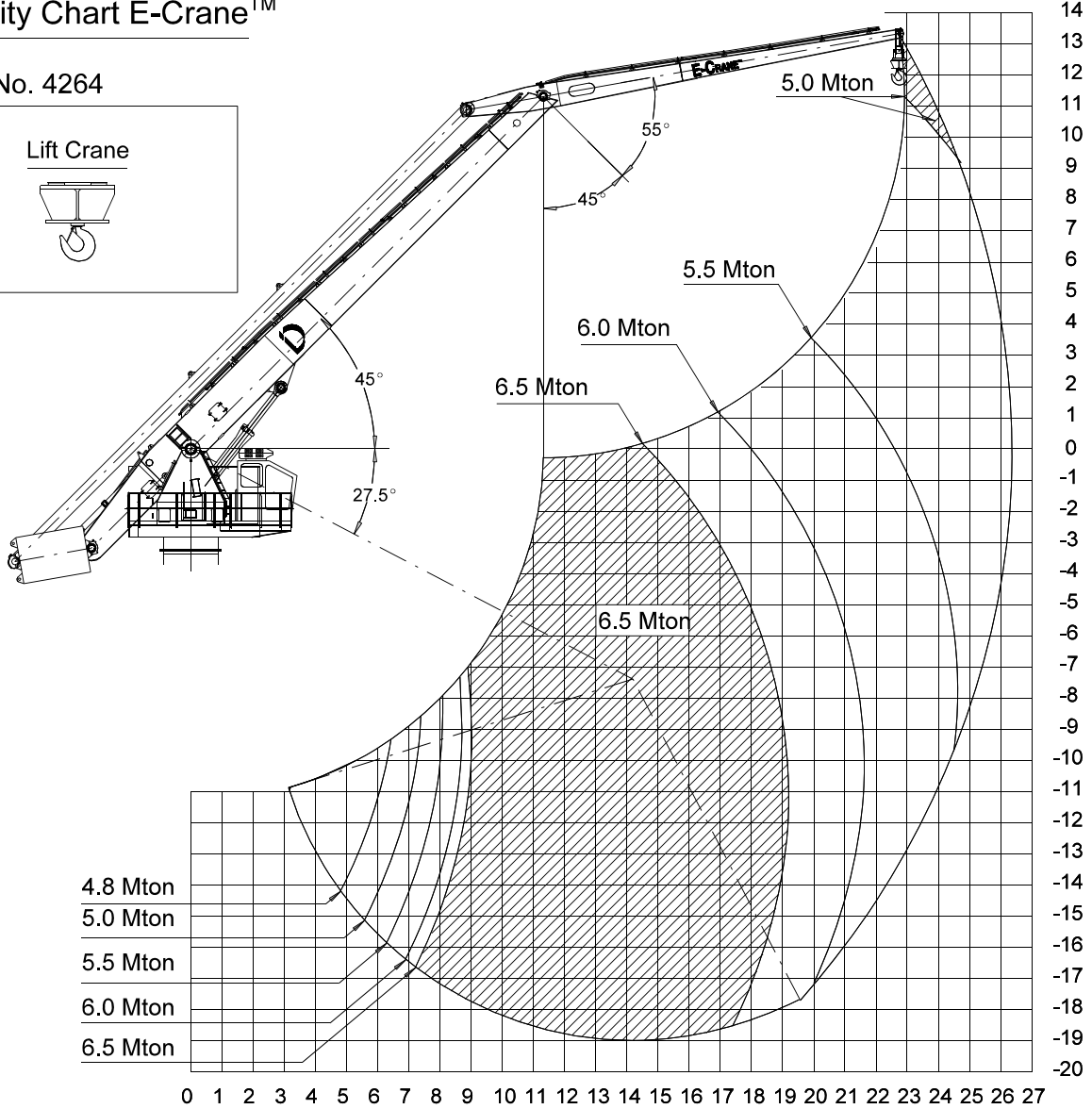
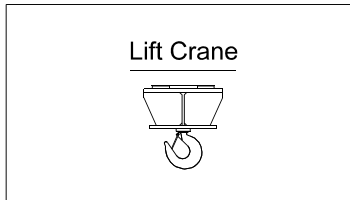




**Load Chart (Mton/m)**

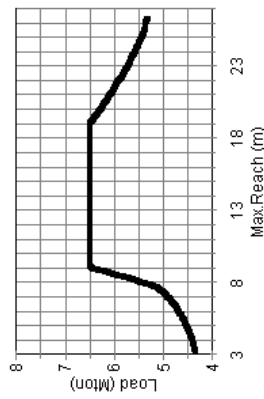
**Capacity Chart E-Crane<sup>™</sup>**

Model No. 4264



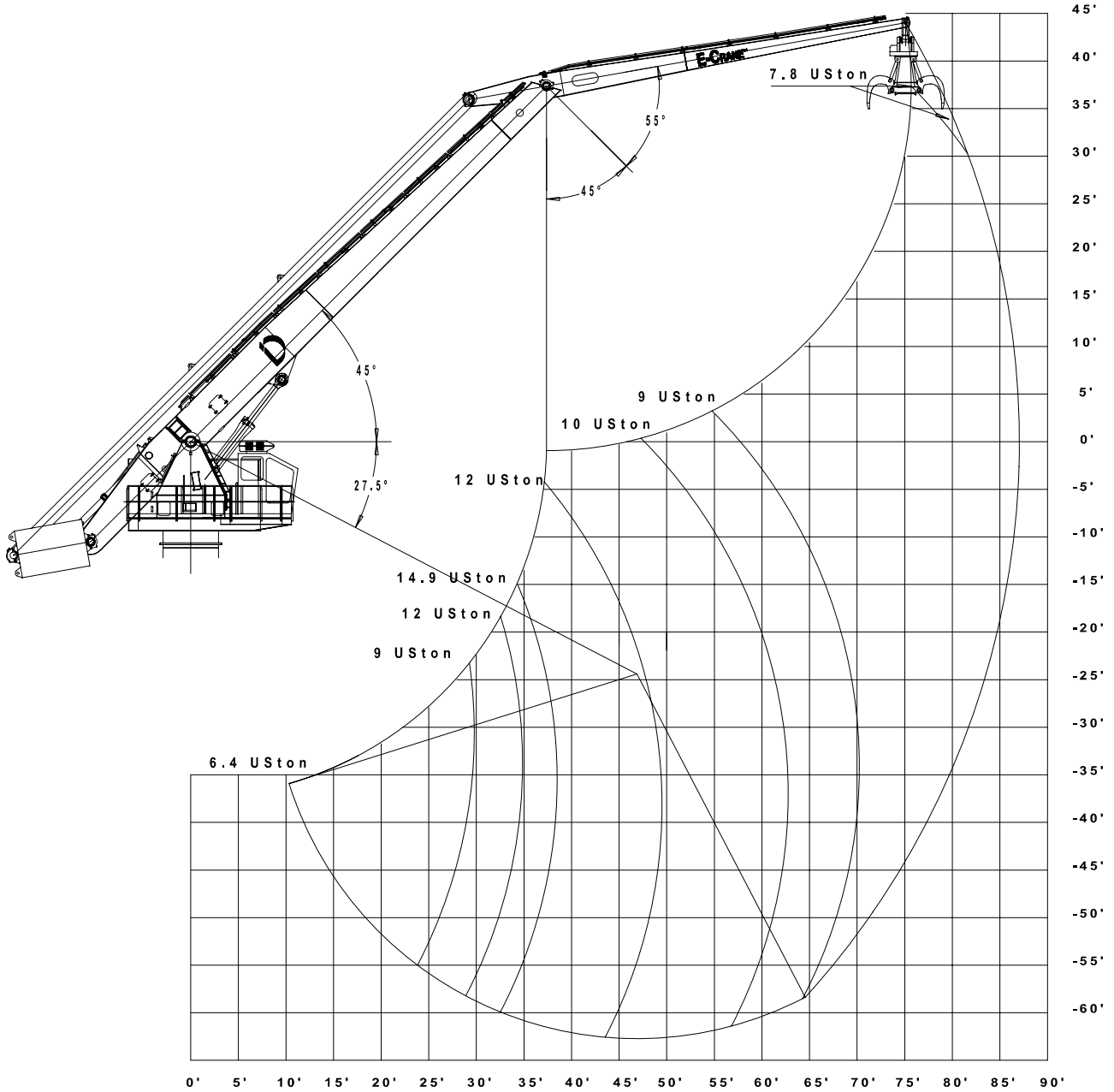
Docnr.:ALI2002-044

CAPACITY CHART (Mton) / Lift Crane Operation E-Crane 4264		REACH (m)																											
		4	5	6	7	8	9	10	11	12	13	14	15	16	17	18	19	20	21	22	23	24	25	26					
HEIGHT Relative to BOOM- PIN (m)	12																				5,00								
	11																					5,00							
	10																					5,03	5,00						
	9																					5,08	5,02						
	8																					5,15	5,06	5,01					
	7																					5,26	5,13	5,05					
	6																					5,34	5,32	5,23	5,11				
	5																					5,36	5,34	5,32	5,18				
	4																					5,42	5,38	5,33	5,29	5,11			
	3																					5,55	5,47	5,40	5,37	5,35	5,32	5,18	
	2																					5,70	5,61	5,53	5,45	5,38	5,36	5,34	5,26
	1																					5,78	5,68	5,59	5,51	5,43	5,38	5,35	5,32
	0																					5,87	5,76	5,66	5,57	5,47	5,38	5,36	5,33
	-1																					5,96	5,84	5,73	5,61	5,53	5,43	5,37	5,34
	-2																					6,06	5,90	5,78	5,68	5,57	5,47	5,38	5,35
	-3																					6,13	5,99	5,84	5,73	5,61	5,49	5,40	5,35
	-4																					6,20	6,06	5,90	5,76	5,63	5,53	5,42	5,36
	-5																					6,28	6,13	5,96	5,76	5,63	5,53	5,42	5,36
-6																					6,41	6,20	6,06	5,90	5,76	5,63	5,53	5,43	
-7																					6,50	6,28	6,13	5,96	5,81	5,68	5,55	5,43	
-8																					6,50	6,28	6,17	5,99	5,84	5,70	5,57	5,45	
-9																					6,45	6,28	6,06	5,90	5,76	5,59	5,45	5,45	
-10																					6,50	6,28	6,09	5,93	5,76	5,59	5,45	5,45	
-11																					6,50	6,28	6,09	5,93	5,76	5,59	5,45	5,45	
-12																					6,50	6,32	6,09	5,93	5,73	5,59	5,45	5,45	
-13																					6,50	6,32	6,09	5,93	5,73	5,59	5,45	5,45	
-14																					6,50	6,32	6,09	5,90	5,70	5,59	5,45	5,45	
-15																					6,50	6,28	6,06	5,90	5,70	5,59	5,45	5,45	
-16																					6,50	6,24	6,03	5,81	5,70	5,59	5,45	5,45	
-17																					6,41	6,20	5,96	5,76	5,59	5,45	5,45	5,45	
-18																					6,50	6,36	6,13	5,93	5,76	5,59	5,45	5,45	
																					6,50	6,24	6,03	5,81	5,70	5,59	5,45	5,45	
																					6,50	6,24	6,03	5,81	5,70	5,59	5,45	5,45	



**ISO10567 RATINGS**

**Load Chart (USton/ft)**

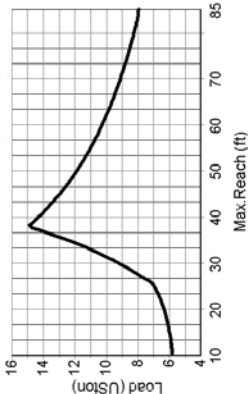


Docnr.:ALI2009-003

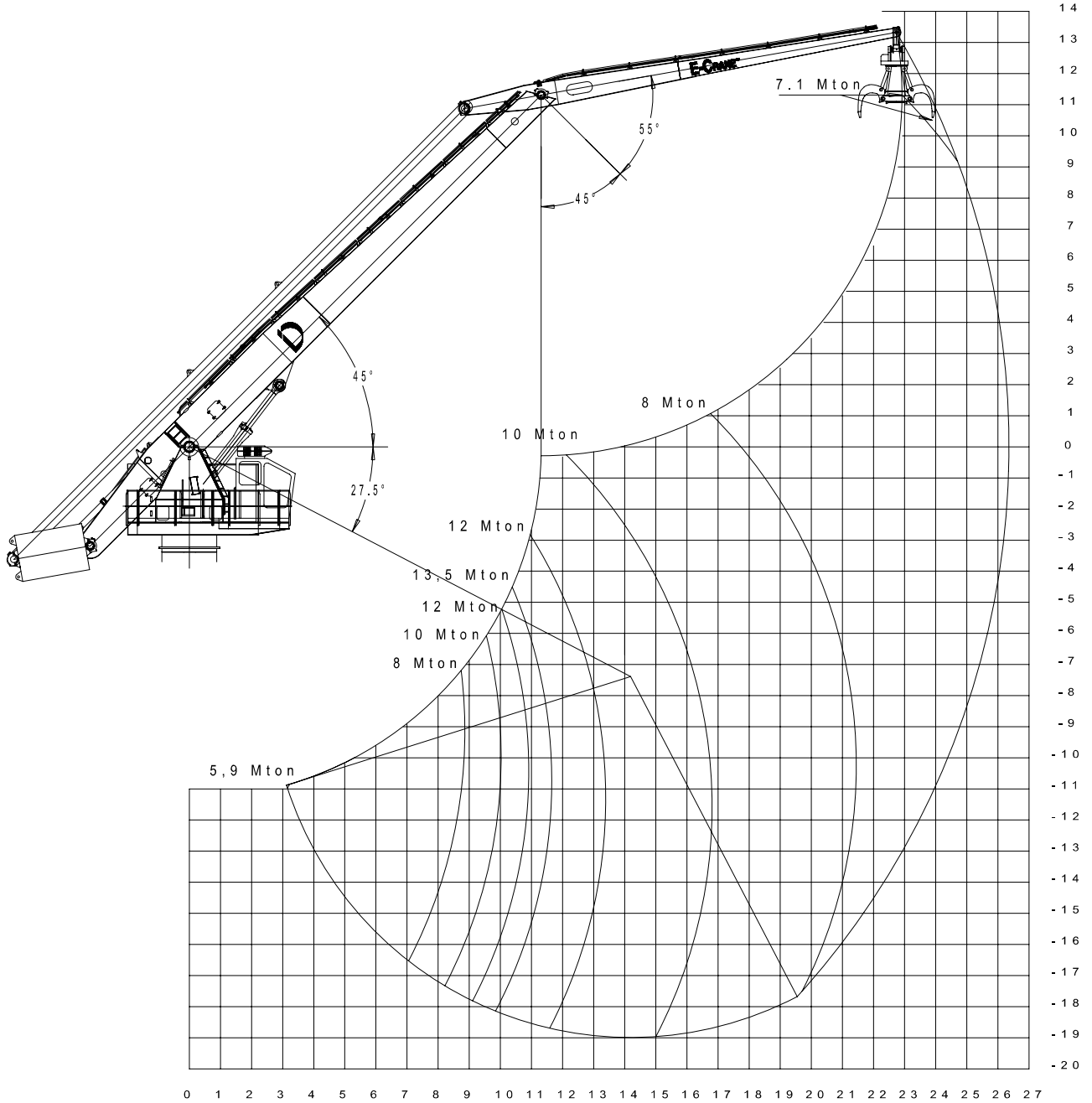
HEIGHT Relative to BOOM- PIN (ft)		CAPACITY CHART (USton) / ISO 10567 Ratings E-Crane 4264-CRD																									
		REACH (ft)																									
		12	15	18	21	24	27	30	33	36	39	42	45	48	51	54	57	60	63	66	69	72	75	78	81	84	
36																							7,77				
33																							7,79	7,78			
30																							7,80	7,79	7,77		
27																							7,83	7,80	7,78		
24																							7,86	7,82	7,79		
21																							7,91	7,88	7,85	7,81	
18																							7,94	7,90	7,87	7,83	7,80
15																							7,99	7,96	7,93	7,89	7,86
12																							8,17	8,07	7,98	7,95	7,92
9																							8,38	8,27	8,17	8,05	7,98
6																							8,67	8,50	8,38	8,27	8,14
3																							8,67	8,50	8,38	8,27	8,14
0																							8,67	8,50	8,38	8,27	8,14
-3																							9,21	8,98	8,82	8,63	8,50
-6																							9,89	9,67	9,39	9,15	8,98
-9																							9,89	9,67	9,39	9,15	8,98
-12																							9,89	9,67	9,39	9,15	8,98
-15																							9,89	9,67	9,39	9,15	8,98
-18																							9,89	9,67	9,39	9,15	8,98
-21																							9,89	9,67	9,39	9,15	8,98
-24																							9,89	9,67	9,39	9,15	8,98
-27																							9,89	9,67	9,39	9,15	8,98
-30																							9,89	9,67	9,39	9,15	8,98
-33																							9,89	9,67	9,39	9,15	8,98
-36																							9,89	9,67	9,39	9,15	8,98
-39																							9,89	9,67	9,39	9,15	8,98
-42																							9,89	9,67	9,39	9,15	8,98
-45																							9,89	9,67	9,39	9,15	8,98
-48																							9,89	9,67	9,39	9,15	8,98
-51																							9,89	9,67	9,39	9,15	8,98
-54																							9,89	9,67	9,39	9,15	8,98
-57																							9,89	9,67	9,39	9,15	8,98
-60																							9,89	9,67	9,39	9,15	8,98

**E-Crane 4264-CRD**

ISO 10567 Load = f(Reach)



**Load Chart (Mton/m)**



Docnr.:AL12009-004



## SPECIFICATIONS

	<b>Specifications English (**)</b>	<b>Specifications Metric (**)</b>
<b>Operating Range:</b>		
Minimum Outreach Range (from centerline of rotation)	10'-3.3/16"	3,129 m
Maximum Outreach (from centerline of rotation)	86'-5.5/8"	26,356 m
Downreach Range (below main boom pivot point)	62'-3.9/16"	18,988 m
Lifting Range (vertical lift)	106'-5/16"	32,316 m
Boom Operating Angles (above and below horizontal)	+45°/-27.5°	+45°/-27.5°
Stick Operating Angles (before and after vertical)	+55°/-45°	+55°/-45°
Degrees of Rotation	360° continuous	360° continuous
<b>Power:</b>		
Power Supply	3-Phase 480 Volts AC, 60 Hz	3-Phase 380 Volts AC, 50 Hz
Electrical Motor	150 hp	110 kW
Hydraulic Pump Output		
Implement	101.7 gpm	385 L/min
Swing	29.4 gpm	112 L/min
Hydraulic System Relief Setting	3,625 psi	25.000 kPa
Hydraulic Tank Refill Capacity	300 USgal	1.135 L
<b>Dimensions:</b>		
Boom Length	52'-5.15/16"	16 m
Stick Length	38'-11/16"	11,6 m
<b>Total Weight Superstructure*</b>	161,634 lbs	73.470 kg

(\*) Operating weight does not include lubricants, hydraulic oil, bucket and operator

(\*\*) Materials and specifications are subject to change without notice.

See your E-Crane<sup>™</sup> dealer for available options.

Alle rechten voorbehouden. Niets uit deze uitgave mag worden vervoelvoudigd, opgeslagen in een geautomatiseerd gegevensbestand, of openbaar gemaakt, in enige vorm of op enige wijze, hetzij elektronisch, mechanisch, door fotocopiëren, opnamen of enige andere manier, zonder voorafgaande schriftelijke toestemming van nv Indusign (België).

All rights reserved. No part of this publication may be reproduced, stored in a retrieval system, or transmitted, in any form or by any means, electronic, mechanical, photocopying, recording or otherwise without the written permission of nv Indusign (Belgium).

Alle Rechte vorbehalten. Nachdruck, Aufnahme in ein Retrieval-System, jedwede elektronische, mechanische, fotokopierte, oder andere Übertragung, auch auszugsweise, ist ohne ausdrücklicher, schriftlicher Genehmigung von nv Indusign (Belgien) verboten.

Ce manuel ne peut en aucune façon être copié, sans autorisation écrite du firme nv Indusign (Belgique).